



FEDERAL STEEL

540 20th Avenue,
Lachine, Qc, H8S 3T1

T 514.634.7292
TF 800.361.2242

Info@federalsteel.ca
www.federalsteel.ca



Cogan[®]

A Tradition of Quality Since 1901

WIRE PARTITION



“What’s your challenge?”




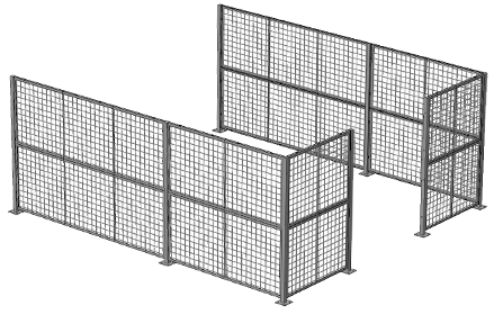
Table of Content

- 04** Post details
- 05** Panel details
- 06** Layout options
- 08** Door options

Post details

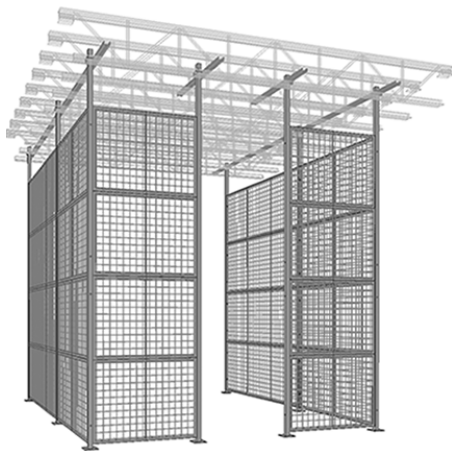
Boasting a structural, heavy-duty frame with 2" x 2" x 10GA welded wire mesh, our partitions create secure and reliable work or storage space exactly where you need it. The open, wire mesh design is resistant to wear, allows air to circulate and light to penetrate fully. Your partition looks great even after years of use. 3 types of structure post are available.

Posts Freestanding



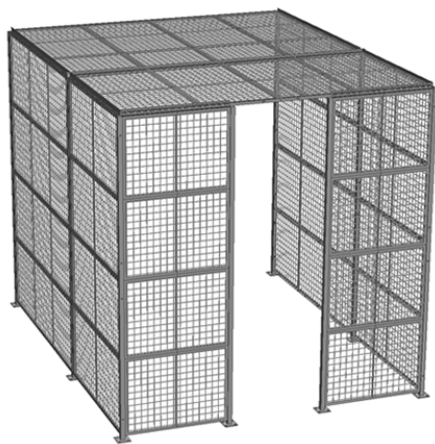
This partition system features freestanding posts up to 24' high. Standard post spacing is 2' to 10' center-to-center. Custom post spacing is also available. Ideal for creating a secured perimeter in any manufacturing or warehouse facility.

Posts Top Fix




This partition system features floor-to-ceiling posts up to 48' high. Standard post spacing is 2' to 10' center-to-center. Custom post spacing is also available. Ideal for maximizing storage or workspace as the partition utilizes the full height of your facility.

Posts Freestanding With Roof




This partition system features freestanding posts up to 42' high and includes framed roof panels for added security. Standard post spacing is 2' to 10' center-to-center. Custom post spacing is also available. The perfect system when you need a high-level security partition in your plant or warehouse.

Panel details



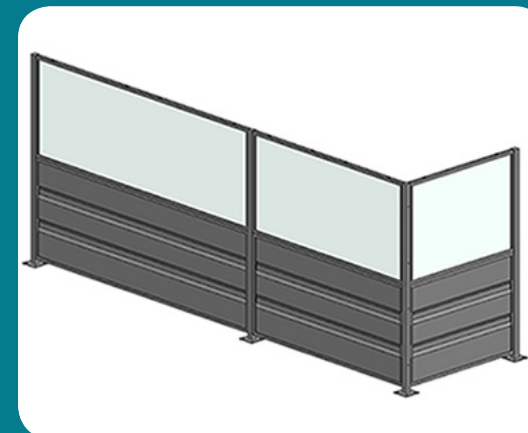
Original Wire Mesh Partitions

Panels are made of 2" x 2" x 10 GA welded wire mesh framed in 1 1/4" x 1 1/4" x 12 GA structural angle with one or two welded 1/2" \varnothing reinforcement rods.



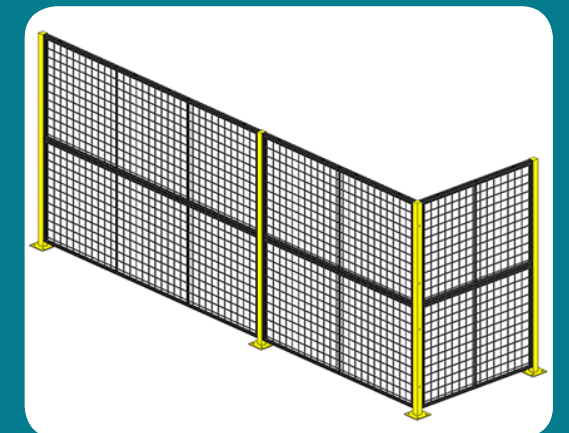
Sheet Metal Partitions

Panels are made heavy-duty 16GA corrugated steel framed in 1 1/4" x 1 1/4" x 12 GA structural angle.




Sheet Metal / Lexan Partitions

Panels are made of 3/16" thick clear Lexan and heavy-duty 16 GA corrugated steel framed in 1 1/4" x 1 1/4" x 12 GA structural angle.



Sheet Metal / Lexan Partitions

Panels are made of 2" x 1" x 10GA welded wire mesh framed in 1 1/4" x 1 1/4" x 12GA structural angle with one welded \varnothing 1/2" reinforcement rod for extra support and rigidity.



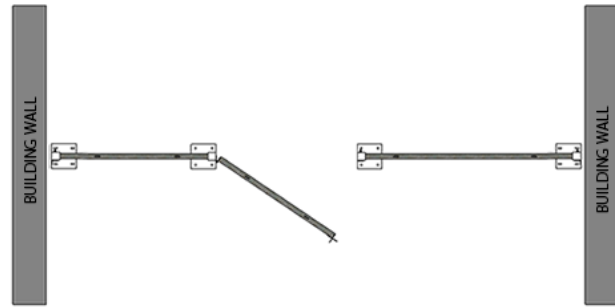
Sheet Metal / Lexan Partitions

Panels are made of 2" x 1" x 10 GA welded wire mesh or 1" x 1" x 10 GA welded wire mesh or expanded metal that is framed in 1 1/4" x 1 1/4" x 12 GA structural angle with one or two welded 1/2" \varnothing reinforcement rods.

Layout options

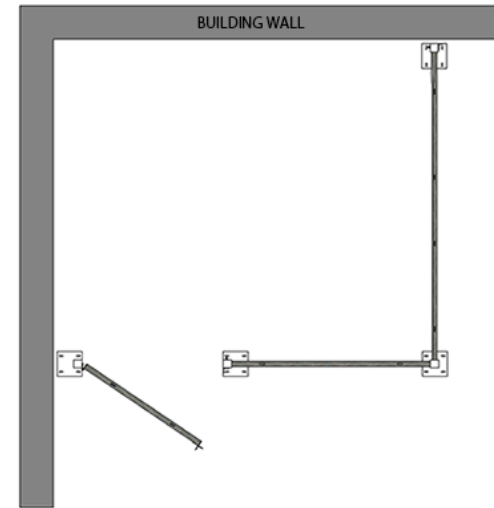
Option 1

1-Sided layout partition



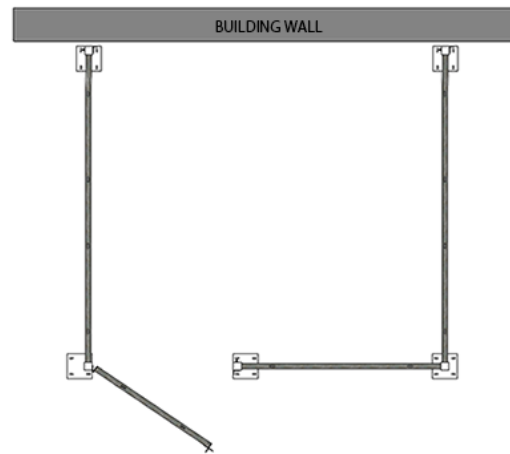
Option 2

2-Sided layout partition



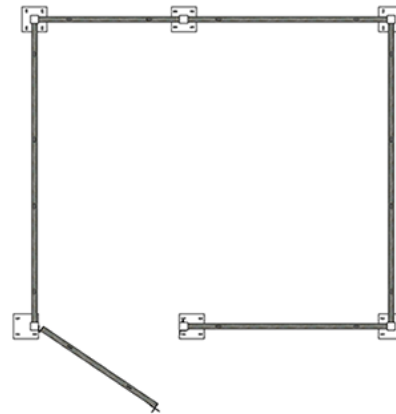
Option 3

3-Sided layout partition



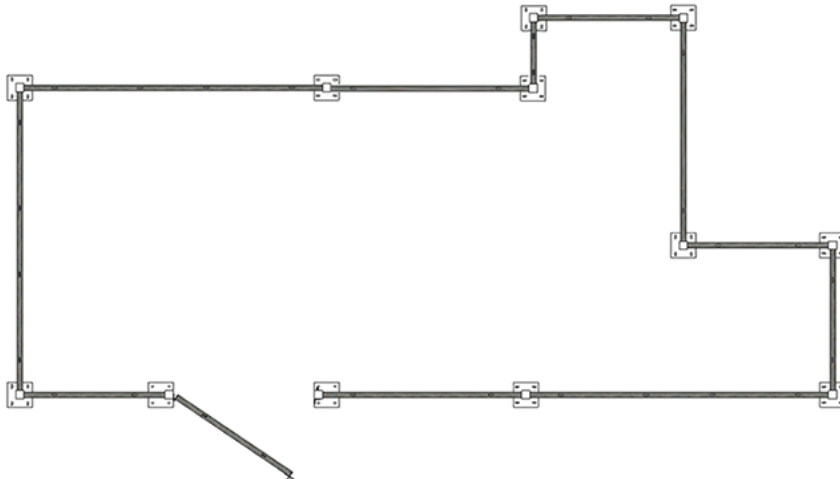
Option 4

4-Sided layout partition



Option 5

Custom layout partition

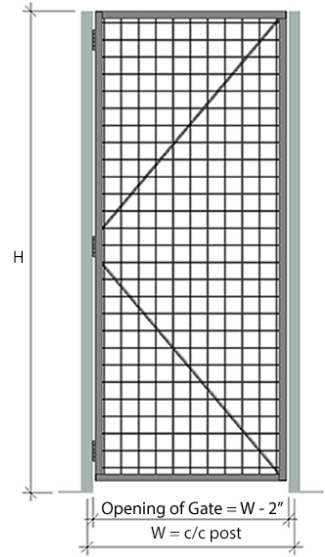


Safety, security and protection are just a few things that come standard with a Cogan partition system. Developed by Cogan over 50 years ago, our partitions have stood the test of time and continue the tradition of superior quality, functional design and structural integrity that has made us an industry leader.

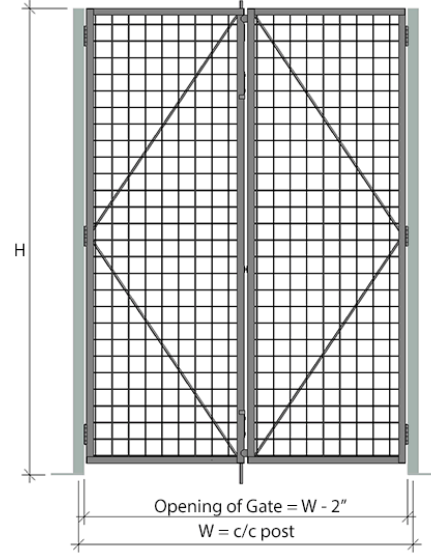
Built for maximum durability, our partitions are on the job 24/7 creating practical work or storage space exactly where you need it. The all-steel construction resists wear and requires no maintenance, saving you valuable time and money. Whether you choose from our standard options or prefer a custom configuration for corner, three-sided or fully-enclosed installations, our experienced staff will make sure you get what's best for you.

Door Options

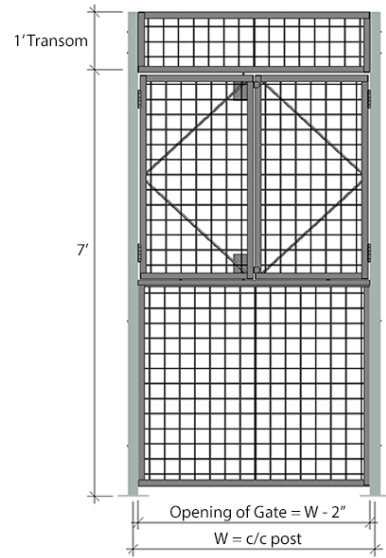
SINGLE SWING GATE



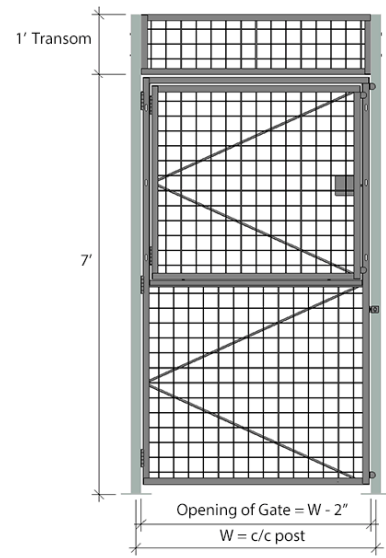
DOUBLE SWING GATE



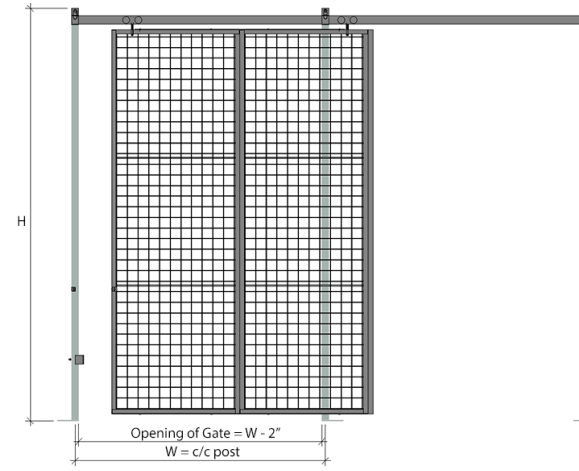
SERVICE WICKET GATE



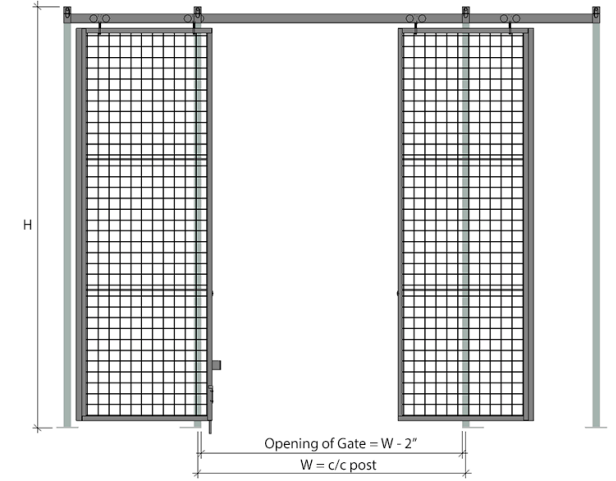
SERVICE WICKET GATE



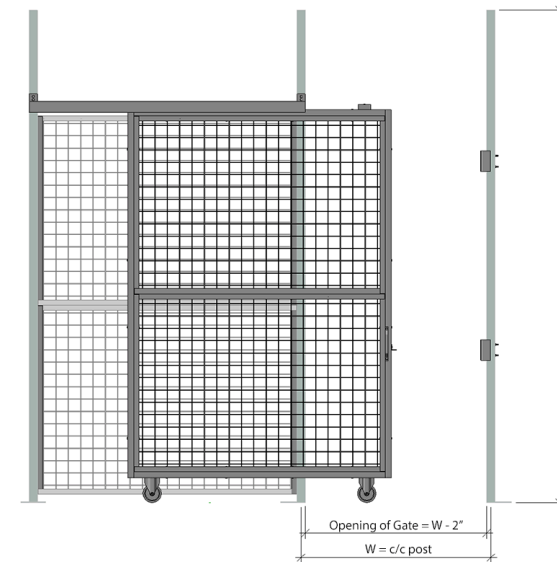
SINGLE SLIDING GATE



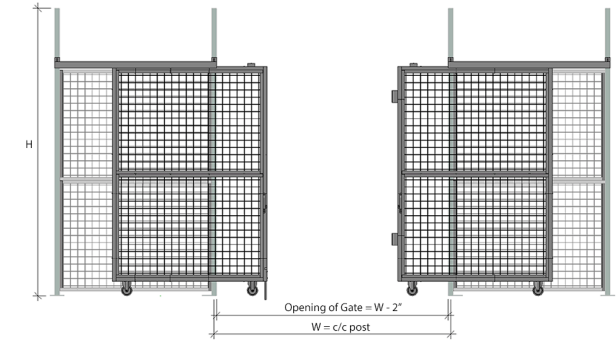
BI-PARTING SLIDING GATES



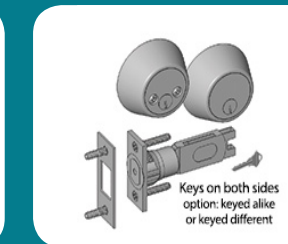
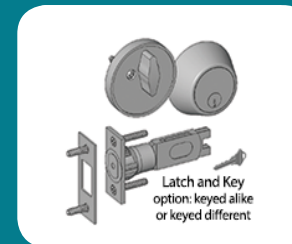
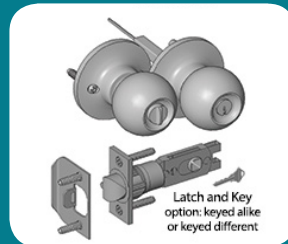

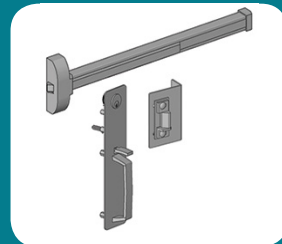
TUNNEL GATES



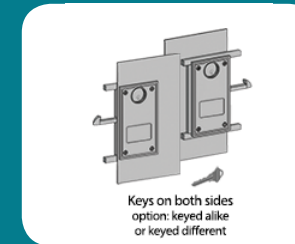
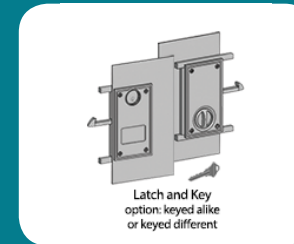
BI-PARTING TUNNEL GATES




Available locking option



Available locking option





FEDERALSTEEL

540 20th Avenue,
Lachine, Qc, H8S 3T1

T 514.634.7292
TF 800.361.2242

Info@federalsteel.ca
www.federalsteel.ca